

# GST NIL Filing

1. Goto Browser (<https://www.gst.gov.in/>)

The screenshot shows the login page of the Goods and Services Tax (GST) Common Portal. The page title is "Goods and Services Tax" and the subtitle is "Government of India, States and Union Territories". The navigation menu includes "Home", "Services", "GST Law", "Downloads", "Search Taxpayer", "Help and Taxpayer Facilities", "e-Invoice", and "News and Updates". The "Services" menu is currently selected. The main content area is titled "Login" and contains a form with the following fields: "Username" (with the value "mc" entered), "Password", and a CAPTCHA field with the value "409525". There are "REGISTER" and "LOGIN" buttons at the top right. Below the form, there are links for "Forgot Username" and "Forgot Password". A note at the bottom states: "First time login: If you are logging in for the first time, click here to". The browser's address bar shows "services.gst.gov.in/services/login".

The screenshot shows the dashboard of the Goods and Services Tax (GST) Common Portal. The page title is "Goods and Services Tax" and the subtitle is "Government of India, States and Union Territories". The navigation menu includes "Dashboard", "Services", "GST Law", "Downloads", "Search Taxpayer", "Help and Taxpayer Facilities", "e-Invoice", and "News and Updates". The "Dashboard" menu is currently selected. The main content area is titled "Dashboard" and contains the following information: "Last logged in on 05/06/2026 18:10", "Currently logged in from IP: 49.37.168.90", and a welcome message: "Welcome MORARJI DESAI RESIDENTIAL SCHOOL MALKHED TQ-SEDAM DIST KALABURAGI to GST Common Portal". Below the welcome message, there is a navigation panel with three buttons: "RETURN DASHBOARD >", "CREATE CHALLAN >", and "VIEW NOTICE(S) AND ORDER(S) >". The "RETURN DASHBOARD >" button is highlighted with a red box. On the right side, there is a "View Profile" link and a "Quick Links" section with the following links: "Check Cash Balance", "Liability ledger", "Application for Unbarring Returns", "FAQs", and "User Manual for GSTR-7 Online Filing". The browser's address bar shows "services.gst.gov.in/services/auth/dashboard".

return.gst.gov.in/returns/auth/dashboard

Goods and Services Tax  
Government of India, States and Union Territories

MORARJI DESAI RESID

Dashboard Services GST Law Downloads Search Taxpayer Help and Taxpayer Facilities e-Invoice News and Updates

Dashboard Returns English

File Returns

Financial Year\* 2026-27 Period\* May SEARCH

Indicates Mandatory Fields

35°C Light rain 06:12 PM 05-06-2026

return.gst.gov.in/returns/auth/dashboard

3. GSTR-7 can also be prepared in Offline tool and then upload the same on Portal for filing the return.

**Return for Tax Deducted at Source**  
GSTR7

Due Date - 10/06/2026

PREPARE ONLINE PREPARE OFFLINE

**Important Message**

**Prepare Online :-**  
Deductor with less than or equal to 500 records per table (Table 3 and Table 4) may make use of this facility.

**Steps to be taken:**

- Click on 'Prepare Online';
- Fill the TDS details (Table 3) and amendments to TDS details (Table 4) related to previous periods;
- Click on 'GENERATE SUMMARY'; and
- Click on 'Proceed to File' and File GSTR-7.

**Prepare Offline :-**  
Deductor with more than 500 records per table (Table 3 and Table 4) can prepare their return by using the offline utility and subsequently upload on GST Common Portal.

You can download the GSTR-7 offline tool from the 'Downloads' section in the pre-login page on the portal. You should have downloaded the Offline Tool and installed it on your computer.

- Click on 'Prepare Offline';
- Click on 'Download' to download auto-drafted GSTR-7 details, if any;
- Follow instructions in 'GSTR-7 offline tool' to add details and generate JSON file for upload; and
- Click on 'Upload' to upload JSON file and file the return with help of instruction available on GSTR-7 dashboard

Deductor having records upto 500 can also use offline utility for filing GSTR-7.

© 2026-27 Goods and Services Tax Network Site Last Updated on 03-05-2026 Designed & Developed by GSTN

35°C Light rain 06:12 PM 05-06-2026

return.gst.gov.in/returns2/auth/gstr7

Goods and Services Tax  
Government of India, States and Union Territories

MORARJI DESAI RESID

Dashboard Services GST Law Downloads Search Taxpayer Help and Taxpayer Facilities e-Invoice News and Updates

Dashboard Returns GSTR-7 English

GSTR-7 - Return for Tax Deducted at Source

GSTIN -	Legal Name - MORARJI DESAI RESIDENTIAL SCHOOL MALKHED TQ-SEDAM DIST KALABURAGI	Trade Name - MORARJI DESAI RESIDENTIAL SCHOOL MALKHED TQ-SEDAM DIST KALABURAGI
FY - 2026-27	Return Period - May	Status - Not Filed
Due Date - 10/06/2026		

Steps to prepare your GSTR-7 return online

1. Click on 'Table 3' or 'Table 4' box whichever is applicable and add relevant details;
2. Summary of added details would be available on the relevant box;
3. Click on 'Preview Draft GSTR-7' button to view summary of added details in PDF format;
4. You can also download all added details as an excel file by clicking on 'Download GSTR-7 details (Excel)'; and
5. After adding and confirming the details, follow filing process as indicated at the bottom of this page.
6. Please note that filing of GSTR-7 return from return period Oct 2024 is sequential.

35°C Light rain 06:12 PM 05-06-2026

return.gst.gov.in/returns2/auth/gstr7

8. Debit entries in electronic cash ledger for TDS/interest payment

Tax to be paid	Interest
₹0.00	₹0.00
Late Fees	
₹0.00	

Steps to file your GSTR-7 return

1. Click on GENERATE SUMMARY button; for computation of tax and interest, if any;
2. "Proceed to File" button would be enabled once liabilities are computed and reflected in Table 5&6 box;
3. Click on "Proceed to File" to pay liabilities and file the return;
4. Additional details can be added even after clicking on 'GENERATE SUMMARY' button or 'Proceed to file' button, then you would be required to follow steps 1 to 3 again to file the return;
5. Click on 'Download Filed GSTR-7 (pdf)' button to view summary of filed details in PDF format; and
6. You can also download all filed details as an excel file by clicking on 'Download GSTR-7 details (Excel)'

BACK TO RETURNS DASHBOARD DOWNLOAD GSTR-7 DETAILS (EXCEL) PREVIEW DRAFT GSTR-7 **GENERATE SUMMARY** PROCEED TO FILE

© 2026-27 Goods and Services Tax Network Site Last Updated on Designed & Developed by GSTN

Site best viewed at 1024 x 768 resolution in Microsoft Edge, Google Chrome 49+, Firefox 45+ and Safari 6+

35°C Light rain 06:12 PM 05-06-2026

return.gst.gov.in/returns2/auth/gstr7

Goods and Services Tax  
Government of India, States and Union Territories

MORARJI DESAI RESID ✓

Dashboard Services GST Law Downloads Search Taxpayer Help and Taxpayer Facilities e-Invoice News and Updates

Dashboard Returns GSTR-7 English

GSTR-7 - Return for Tax Deducted at Source

Generate summary request has been received, please check the status in sometime.

GSTIN -	Legal Name - MORARJI DESAI RESIDENTIAL SCHOOL MALKHED TQ-SEDAM DIST KALABURAGI	Trade Name - MORARJI DESAI RESIDENTIAL SCHOOL MALKED TQ-SEDAM DIST KALABURAGI
FY - 2026-27	Return Period - May	Status - Not Filed
Due Date - 10/06/2026		

Steps to prepare your GSTR-7 return online

1. Click on 'Table 3' or 'Table 4' box whichever is applicable and add relevant details;
2. Summary of added details would be available on the relevant box;
3. Click on '**Preview Draft GSTR-7**' button to view summary of added details in PDF format;
4. You can also download all added details as an excel file by clicking on '**Download GSTR-7 details (Excel)**'; and
5. After adding and confirming the details, follow filing process as indicated at the bottom of this page.

35°C Light rain 06:12 PM 05-06-2026

return.gst.gov.in/returns2/auth/gstr7

Goods and Services Tax  
Government of India, States and Union Territories

MORARJI DESAI RESID ✓

Dashboard Services GST Law Downloads Search Taxpayer Help and Taxpayer Facilities e-Invoice News and Updates

Dashboard Returns GSTR-7 English

GSTR-7 - Return for Tax Deducted at Source

Ready to file as on 05/06/2026

GSTIN -	Legal Name - MORARJI DESAI RESIDENTIAL SCHOOL MALKHED TQ-SEDAM DIST KALABURAGI	Trade Name - MORARJI DESAI RESIDENTIAL SCHOOL MALKED TQ-SEDAM DIST KALABURAGI
FY - 2026-27	Return Period - May	Status - Ready to File
Due Date - 10/06/2026		

Steps to prepare your GSTR-7 return online

1. Click on 'Table 3' or 'Table 4' box whichever is applicable and add relevant details;
2. Summary of added details would be available on the relevant box;
3. Click on '**Preview Draft GSTR-7**' button to view summary of added details in PDF format;
4. You can also download all added details as an excel file by clicking on '**Download GSTR-7 details (Excel)**'; and
5. After adding and confirming the details, follow filing process as indicated at the bottom of this page.

35°C Light rain 06:13 PM 05-06-2026

Public entities in electronic cash ledger for TDS/interest payment

Tax to be paid	Interest
₹0.00	₹0.00
Late Fees	
₹0.00	

Steps to file your GSTR-7 return

1. Click on GENERATE SUMMARY button; for computation of tax and interest, if any;
2. "Proceed to File" button would be enabled once liabilities are computed and reflected in Table 586 box;
3. Click on "Proceed to File" to pay liabilities and file the return;
4. Additional details can be added even after clicking on 'GENERATE SUMMARY' button or 'Proceed to file' button, then you would be required to follow steps 1 to 3 again to file the return;
5. Click on 'Download Filed GSTR-7 (pdf)' button to view summary of filed details in PDF format; and
6. You can also download all filed details as an excel file by clicking on 'Download GSTR-7 details (Excel)'

[BACK TO RETURNS DASHBOARD](#)
[DOWNLOAD GSTR-7 DETAILS \(EXCEL\)](#)
[PREVIEW DRAFT GSTR-7](#)
[GENERATE SUMMARY](#)
[PROCEED TO FILE](#)

© 2026-27 Goods and Services Tax Network Site Last Updated on Designed & Developed by GSTN

Site best viewed at 1024 x 768 resolution in Microsoft Edge, Google Chrome 49+, Firefox 45+ and Safari 6+

Goods and Services Tax  
Government of India, States and Union Territories

Dashboard Services GST Law Downloads Search Taxpayer Help and Taxpayer Facilities e-Invoice News and Updates

Dashboard Returns GSTR-7 English

58.6. Payment of tax [Help](#)

View balance available in cash ledger

Cash Balance

Description	Cash Balance			
	Integrated tax (₹)	Central tax (₹)	State/UT tax (₹)	Total (₹)
Tax	0	0	0	0
Interest	0	0	0	0
Fee		0	0	0

Description	Tax payable (₹)	Tax Paid (₹)	Interest amount payable (₹)	Interest Paid (₹)	Late fee amount payable (₹)	Late fee Paid (₹)
Integrated Tax	0	0	0	0		

return.gst.gov.in/returns2/auth/gstr7/payment

	Integrated tax (₹)	Central tax (₹)	State/UT tax (₹)	Total (₹)
Tax	0	0	0	0
Interest	0	0	0	0
Fee		0	0	0

Description	Tax payable (₹)	Tax Paid (₹)	Interest amount payable (₹)	Interest Paid (₹)	Late fee amount payable (₹)	Late fee Paid (₹)
Integrated Tax	0	0	0	0		
Central Tax	0	0	0	0	0	0
State/UT Tax	0	0	0	0	0	0

I hereby solemnly affirm and declare that the information given herein above is true and correct to the best of my knowledge and belief and nothing has been concealed therefrom.

Authorised Signatory \*


© 2026-27 Goods and Services Tax Network. Site Last Updated on. Designed & Developed by GSTN.

35°C Light rain. Search. ENG IN. 06:13 PM 05-06-2026

return.gst.gov.in/returns2/auth/gstr7/payment

	Integrated tax (₹)	Central tax (₹)	State/UT tax (₹)	Total (₹)
Tax	0	0	0	0
Interest			0	0
Fee			0	0

Description	Tax payable (₹)	Tax Paid (₹)	Interest amount payable (₹)	Interest Paid (₹)	Late fee amount payable (₹)	Late fee Paid (₹)
Integrated Tax						
Central Tax					0	0
State/UT Tax					0	0



### Warning

You are about to agree to offset your tax, interest and late fee, as indicated. Relevant amounts will be deducted from Electronic Cash ledger and accordingly liability will be reduced. Once these entries are made, these can NOT be reversed. Are you sure you want to continue?

I hereby solemnly affirm and declare that the information given herein above is true and correct to the best of my knowledge and belief and nothing has been concealed therefrom.

Authorised Signatory \*

© 2026-27 Goods and Services Tax Network. Site Last Updated on. Designed & Developed by GSTN.


35°C Light rain. Search. ENG IN. 06:14 PM 05-06-2026

services.gst.gov.in/services2/verification

Dashboard Services GST Law Downloads Search Taxpayer Help and Taxpayer Facilities e-Invoice News and Updates

Dashboard Submit Application English

APPLICATION TYPE	Return Period	GSTIN/UIN/Temporary ID
Form GSTR-7	052026	



## Warning

Digital signatures are governed by the provisions of Information Technology Act, 2000 ("IT Act") and rules made thereunder. It is a mode of authenticating electronic records [Section 2(p) of IT Act]. Affixing digital signature on any document herein is deemed to be equivalent to affixing hand written signature/mark on such information/document (Section 5 of IT Act). Fraudulently/Dishonestly making use of any other person's digital signature is a punishable offence under IT Act (Section 66 C). Before attaching your digital signature certificate, please be certain that you wish to authenticate this electronic record.

[Facing problem using DSC? Click here for help](#)

[FILE WITH DSC](#) [FILE WITH EVC](#)

© 2026-27 Goods and Services Tax Network Site Last Updated on Designed & Developed by GSTN

Site best viewed at 1024 x 768 resolution in Microsoft Edge, Google Chrome 49+, Firefox 45+ and Safari 6+

35°C Light rain Search ENG IN 06:14 PM 05-06-2026

services.gst.gov.in/services2/verification

Dashboard Services GST Law Downloads Search Taxpayer Help and Taxpayer Facilities e-Invoice News and Updates

Dashboard Submit Application English

### Validate One Time Password (OTP)

One-Time Password (OTP) has been sent to your registered email ID kxxxxxxxxx0@gmail.com and mobile no. 99xxxxxx52. OTP is Valid Till 18:24

Enter One Time Password (OTP)

[CANCEL](#) [VERIFY](#) [RESEND OTP](#) 00S

If you do not receive the OTP within 30 seconds, please click "RESEND OTP" button to request same OTP again. Resend request can be made maximum three times.

APPLICATION TYPE	Return Period	GSTIN/UIN/Temporary ID
Form GSTR-7	052026	

Digital signatures are governed by the provisions of Information Technology Act, 2000 ("IT Act") and rules made thereunder. It is a mode of authenticating electronic records [Section 2(p) of IT Act]. Affixing digital signature on any document herein is deemed to be equivalent to affixing hand written signature/mark on such information/document (Section 5 of IT Act). Fraudulently/Dishonestly making use of any other person's digital signature is a punishable offence under IT Act (Section 66 C). Before attaching your digital signature certificate, please be certain that you wish to authenticate this electronic record.

[Facing problem using DSC? Click here for help](#)

[FILE WITH DSC](#) [FILE WITH EVC](#)

© 2026-27 Goods and Services Tax Network Site Last Updated on Designed & Developed by GSTN

Site best viewed at 1024 x 768 resolution in Microsoft Edge, Google Chrome 49+, Firefox 45+ and Safari 6+

35°C Light rain Search ENG IN 06:15 PM 05-06-2026

services.gst.gov.in/services2/verification

Validate One Time Password (OTP)

One-Time Password (OTP) has been sent to your registered email ID kxxxxxxxxx0@gmail.com and mobile no. 99xxxxxx52. OTP is Valid Till 18:24

Enter One Time Password (OTP)

\*\*\*\*\*

CANCEL **VERIFY** RESEND OTP 00S

If you do not receive the OTP within 30 seconds, please click "RESEND OTP" button to request same OTP again. Resend request can be made maximum three times.

FILE WITH DSC FILE WITH EVC

© 2026-27 Goods and Services Tax Network. Site Last Updated on. Designed & Developed by GSTN

Site best viewed at 1024 x 768 resolution in Microsoft Edge, Google Chrome 49+, Firefox 45+ and Safari 6+

35°C Light rain 06:16 PM 05-06-2026

return.gst.gov.in/returns2/auth/gstr/ack

Goods and Services Tax  
Government of India, States and Union Territories

MORARJI DESAI RESID

Dashboard Services GST Law Downloads Search Taxpayer Help and Taxpayer Facilities e-Invoice News and Updates

Dashboard Returns File English

GSTIN -	Legal Name - MORARJI DESAI RESIDENTIAL SCHOOL MALKHED TQ-SEDAM DIST KALABURAGI	Trade Name - MORARJI DESAI RESIDENTIAL SCHOOL MALKHED TQ-SEDAM DIST KALABURAGI
FY - 2026-27 Due Date - 10/06/2026	Return Period - May	Status - Filed

GSTR7 of GSTIN for the Return Period 052026 has been successfully filed. The Acknowledgment Reference Number is AA2905261877789. The GSTR7 can be viewed on your Dashboard Login--> Taxpayer Dashboard--> Returns. This message is sent to your registered Email ID and Mobile Number.


**BACK** DOWNLOAD GSTR-7 DETAILS (EXCEL)

35°C Light rain 06:16 PM 05-06-2026

return.gst.gov.in/returns2/authty/gstr7

State Bank of India Online Share Tradin... ಸಂಕ - ಅಸ್ಯ ಮೆಟ್ರಿ... ಕೆ.ಇ.ಎ-ಪಿ.ಎಸ್/KEA... PT Login Form Home | Income Tax... HRMS-Login Google ಅಸುಬಾಡೆ ದಾಖಲೆ ವಿವರಣೆ... All Bookmarks

Skip to Main Content A+ A-

 **Goods and Services Tax**  
Government of India, States and Union Territories MORARJI DESAI RESID

Dashboard Services GST Law Downloads Search Taxpayer Help and Taxpayer Facilities e-Invoice News and Updates

Dashboard Returns GSTR-7 English

GSTR-7 - Return for Tax Deducted at Source

GSTIN -	Legal Name - MORARJI DESAI RESIDENTIAL SCHOOL MALKHED TQ-SEDAM DIST KALABURAGI	Trade Name - MORARJI DESAI RESIDENTIAL SCHOOL MALKED TQ-SEDAM DIST KALABURAGI
FY - 2026-27	Return Period - May	Status - Filed
Due Date - 10/06/2026		

**Steps to prepare your GSTR-7 return online**

1. Click on 'Table 3' or 'Table 4' box whichever is applicable and add relevant details;
2. Summary of added details would be available on the relevant box;
3. Click on '**Preview Draft GSTR-7**' button to view summary of added details in PDF format;
4. You can also download all added details as an excel file by clicking on '**Download GSTR-7 details (Excel)**'; and
5. After adding and confirming the details, follow filing process as indicated at the bottom of this page.
6. Please note that filing of GSTR-7 return from return period Oct 2024 is sequential.

35°C Light rain Search ENG IN 06:16 PM 05-06-2026

return.gst.gov.in/returns2/authty/gstr7

State Bank of India Online Share Tradin... ಸಂಕ - ಅಸ್ಯ ಮೆಟ್ರಿ... ಕೆ.ಇ.ಎ-ಪಿ.ಎಸ್/KEA... PT Login Form Home | Income Tax... HRMS-Login Google ಅಸುಬಾಡೆ ದಾಖಲೆ ವಿವರಣೆ... All Bookmarks

Skip to Main Content A+ A-

**8. Debit entries in electronic cash ledger for TDS/interest payment**

Tax to be paid	Interest
₹0.00	₹0.00
Late Fees	
₹0.00	

**Steps to file your GSTR-7 return**

1. Click on GENERATE SUMMARY button; for computation of tax and interest, if any;
2. "Proceed to File" button would be enabled once liabilities are computed and reflected in Table 5&6 box;
3. Click on "Proceed to File" to pay liabilities and file the return;
4. Additional details can be added even after clicking on 'GENERATE SUMMARY' button or 'Proceed to file' button, then you would be required to follow steps 1 to 3 again to file the return;
5. Click on '**Download Filed GSTR-7 (pdf)**' button to view summary of filed details in PDF format; and
6. You can also download all filed details as an excel file by clicking on '**Download GSTR-7 details (Excel)**'

BACK TO RETURNS DASHBOARD DOWNLOAD GSTR-7 DETAILS (EXCEL) **DOWNLOAD FILED GSTR-7** GENERATE SUMMARY PROCEED TO FILE

© 2026-27 Goods and Services Tax Network Site Last Updated on Designed & Developed by GSTN

Site best viewed at 1024 x 768 resolution in Microsoft Edge, Google Chrome 49+, Firefox 45+ and Safari 6+

35°C Light rain Search ENG IN 06:17 PM 05-06-2026

Menu GSTR7 x + Create

All tools Edit Convert E-Sign Find text or tools Q Share Ask AI Assistant

### Form GSTR-7

[See rule 66(1)]  
Return for Tax Deducted at Source

Financial Year	2026-27
Month	May

1. GSTIN	
2(a). Legal name of the registered person	MORARJI DESAI RESIDENTIAL SCHOOL MALKHED TQ-SEDAM DIST KALABURAGI
2(b). Trade name, if any	MORARJI DESAI RESIDENTIAL SCHOOL MALKED TQ-SEDAM DIST KALABURAGI
2(c). ARN	
2(d). Date of ARN	05/06/2026

#### 3. Details of the tax deducted at source

No. of Records	Total Amount Paid to Deductees (₹)	Integrated Tax (₹)	Central Tax (₹)	State/UT Tax (₹)
0		0.00	0.00	0.00

#### 4. A

earli

Ask AI Assistant Simplify the document for me

By using AI Assistant, you agree to Generative AI User Guidelines.

35°C Light rain 06:17 PM 05-06-2026

Please Visit <https://kumarswamynh.blogspot.com/>

Outsorce Staff G.S.T Calculation:

<https://kumarswamynh.blogspot.com/2026/06/outsorce-staff-gst-calculation.html>



**KUMARSWAMY. N. HIREMATH**

**M.A., M.Sc., M. Ed, PGDCP&SA**

**First Division Assistant**

**MDRS. Malkhed, Sedam Tq. Kalaburgi Dist**

**Contact No. 8971643125**